

2009-2010 GNASH Goalie Pad Measurement

This form is to be used to provide GNASH and each of its respective teams with proof of compliance to the 2009-2010 goalie pad measurement guidelines. These guidelines were set forth by USA Hockey for the 2009-2010 season. Any player competing in a USA Hockey sanctioned event must adhere to the guidelines set forth by USA Hockey.

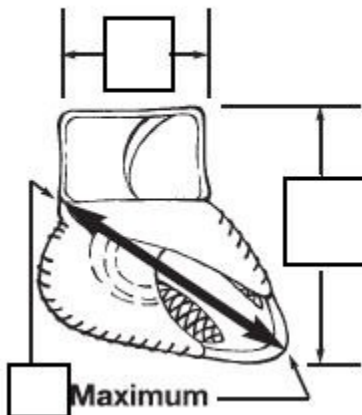
Instructions:

- Please measure each of the pieces of equipment listed below and give a brief description of the equipment. (Color, brand, distinctive markings, etc).
- Write the measurement taken on the box provided next to each portion that is to be measured.
- Consult Page 54 and 55 of your 2009-2011 USA Hockey rulebook to see the new regulations for measurements.
- Initial each piece of equipment somewhere on the inside of the padding. Your initials do not need to be visible from the outside but must be easily read when the equipment is not being worn.

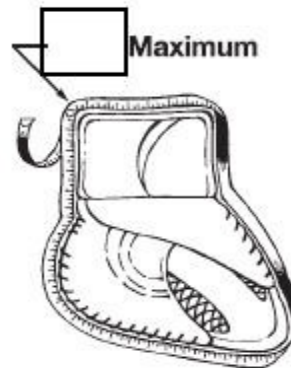
Name of Player:	
Team:	
Date Measured:	
Name of Person Measuring:	

Glove

**Goalkeeper Cuff and T-Trap
Measurements**



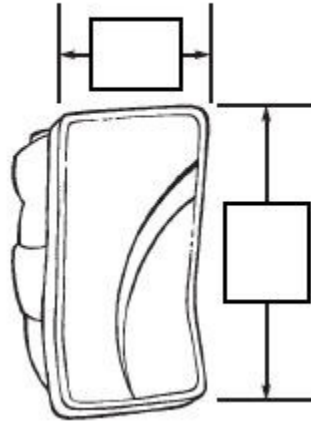
**Goalkeeper Catching
Glove Circumference**



Description:

Blocker Pad

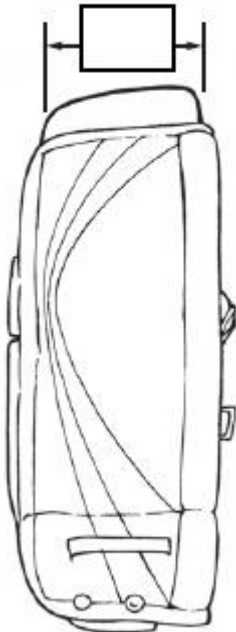
Goalkeeper Blocker
Measurements



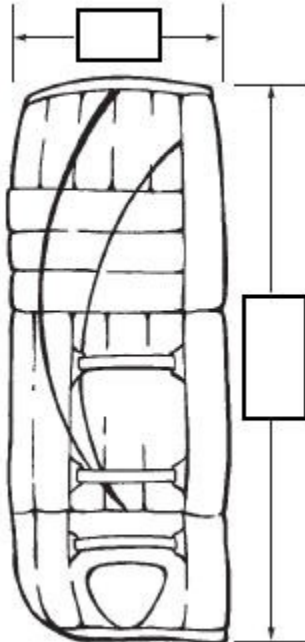
Description:

Leg Pads

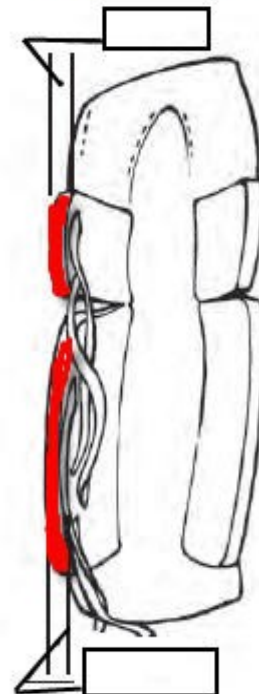
Goalkeeper Thigh
Plate Width



Goalkeeper Leg Pad
Measurements



Goalkeeper Knee/Calf
Protection Thickness



Description:
